

Shell Scheme Exhibitor Information

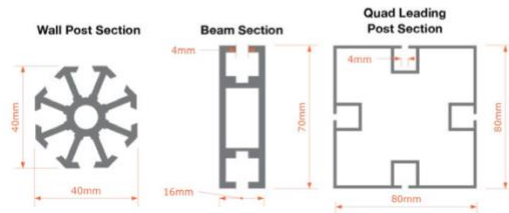
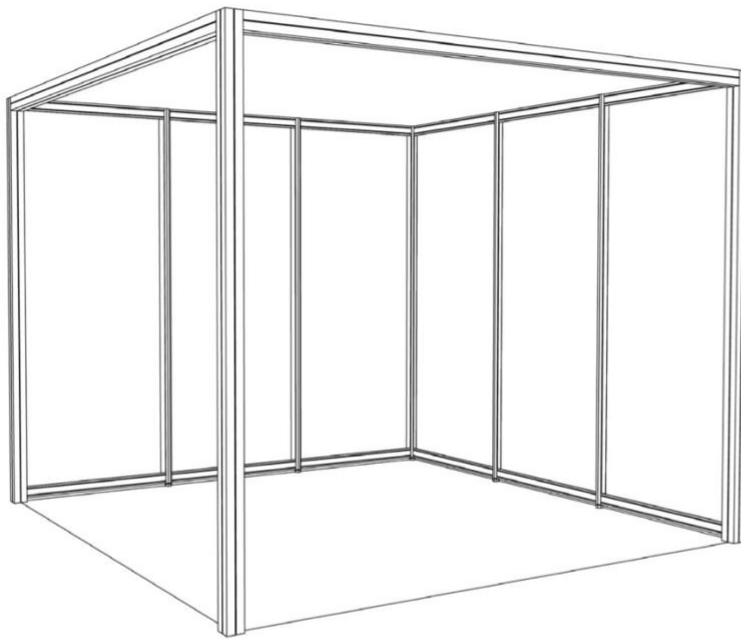
<p>Shell Scheme Package</p>	<p>Your shell scheme stand includes the below package:</p> <ul style="list-style-type: none"> • Stands are built using 2.4m high white Quad Octonorm with metalwork separating each panel • Fascia to open sides • Nameboard to each open side that is over 1m in size • Frost grey carpet (100% Polypropolene, Latex Free - 100% Recyclable) <i>Other carpet colours and flooring options are available to purchase directly via Full Circle if required (details below)</i> <p>Important notes:</p> <ul style="list-style-type: none"> • No part of your stand, including (but not limited to) banners, furniture or accessories must encroach into the aisles. You will be asked to remove anything that sits outside of the dimensions of your stand • Any shell scheme stand that includes scaffolding or structures at height, must also refer to the Space Only section for guidance on complex / scaffolding structures.
<p>Ordering additional items for your stand:</p> <p>Electrics & Lighting / Floorcovering / Accessories / Furniture hire / Graphics</p>	<p>If you wish to order additional items for your shell scheme stand, please use the details below:</p> <p>Electrics & Lighting / Floorcovering / Accessories / Furniture hire Full Circle T: +44 (0) 161 393 3949 E: exhibitors@exhibitconnect.co.uk ONLINE ORDERING PORTAL LINK HERE Earlybird price deadline: 07.08.26 *Price increase after this date</p> <p><i>* Electrics: This year, Shell Scheme exhibitors can take advantage of an exclusive package of 1 x 500w socket and 2 x spotlights for a discounted rate of £295.00 including testing + VAT. This can be booked via the Full Circle Portal above.</i></p> <p>Graphics Full Circle T: +44 (0) 161 393 3949 E: eehub@fullcircleeventsltd.co.uk ONLINE ORDERING PORTAL LINK HERE Earlybird price deadline: 07.08.26 *Price increase after this date</p> <p><i>*All orders must be placed online – Full Circle will email you directly with your unique login to be able to log onto the portal. This will be received from exhibitors@exhibitconnect.co.uk - please check your junk/spam folder if not received. If you are experiencing any technical issues with this service or need help with our orders, please contact Full Circle using the details above.</i></p>

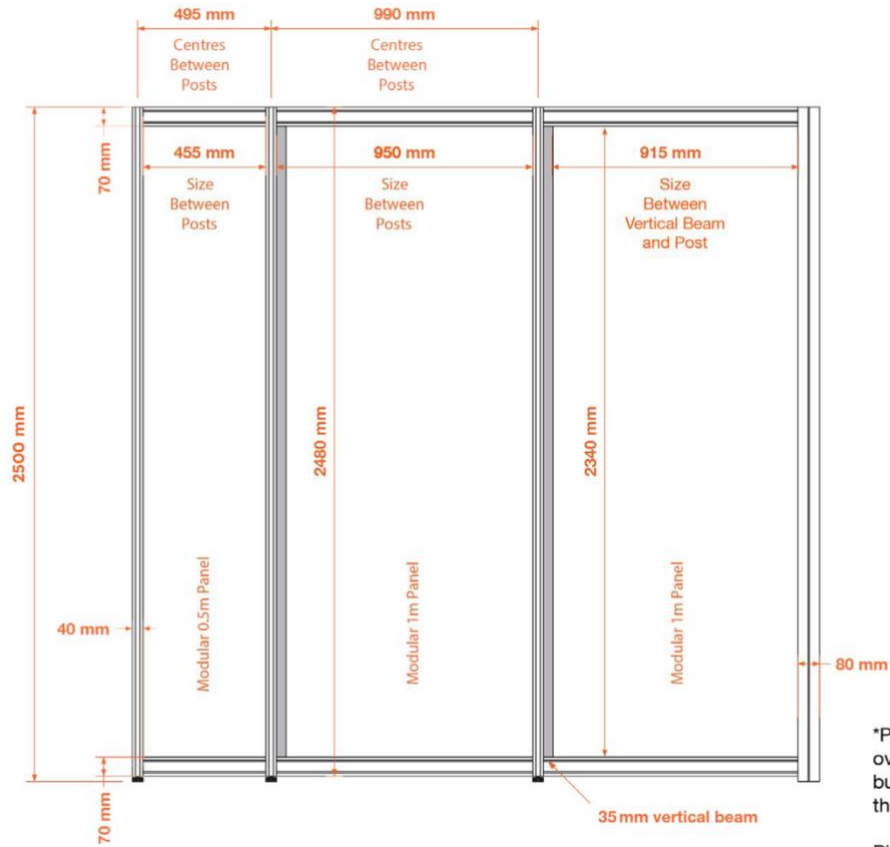
Shell Scheme
Visual

Please note the image is a representation only. Exact colours depicted are subject to change.



Shell Scheme
Technical
Information





*Please note graphics can be overlaid on the vertical beam, but tape needs to be applied to the actual panel.

Please refer to the Do's & Don'ts.

If you are ordering graphics to fit these panel sizes, we recommend contacting Full Circle to re-confirm exact measurements and requirements before placing any orders (Graphics contact details at top of page).

Please **DON'T** attach to the shell scheme panels, metal framework or fascia using the following:

- Nails or screws
- Staples or pins
- Glue
- Paint
- Racking attached to the shell scheme (must be self-supporting)

DON'T

use the following items on either the panels or the metal framework



Please **DO** use the following methods to attach to the panels of your stand

For fixing light exhibits/small graphics

- Two-part (hook & loop) Velcro
- Blu-tack, masking tape
- Double sided sticky pads or tape

DO

follow our two step process

Step 1) use masking tape on our panels as a first fix.



MASKING
TAPE

Step 2) stick your chosen adhesive to the masking tape.



MOUNTING
STRIPS



SELLOTAPE
& DOUBLE SIDED



STICKY
TABS



BLU-TACK



VELCRO

By doing this it protects the panel against any unnecessary damage and reduces the risk of incurring extra costs. **Please ensure you stick to the masking tape and not the panel**

NB: **DO NOT** use these items on the metal work

For heavier exhibits, panels, shelves, signs and larger graphics, brackets and clips are bookable via Full Circle.

Exhibitors must not hang ANYTHING from the ceiling grid without having first consulted with Full Circle to ensure that the weight loading and fixing is satisfactory and will not alter the structural stability of the stand.

Enhanced Shell Scheme Upgrade Options

There are options to upgrade and enhance your shell scheme with Full Circle's comprehensive range of services designed to make your brand stand out. From bold graphics and sleek TV screens to stylish furniture and eco-friendly solutions. The Exhibitor Enhancement Hub handles all the details from the initial enquiry to on-site installation so you can focus on engaging with your audience.

The range of enhancements available can be seen [HERE](#)

Exhibitor Enhancement Hub contact details:

T: 0161 393 3949

E: eehub@fullcircleeventsltd.co.uk


Upgrade Examples:



Enhanced Shell Scheme

Our Exhibitor Enhancement Hub looks after shell scheme exhibitors, ensuring they have everything they need to get the most out of their stand.

Supporting every budget, from graphics, to branded furniture, AV, electrics and flooring.



Corner Stand Upgrade

Our ecoVISION Show Ready Team offer an easy and effective way for exhibitors to upgrade their space.

Offering value for money our corner upgrades are the perfect way to upgrade your shell scheme stand to a more premium corner solution, making the most of your corner position.

Important Information

- Exhibitors may NOT request their fascia to be removed from their stand without the prior consent of the Organisers; the fascia is integral to the structural stability of the stands and may only be removed in exceptional circumstances and where the stand layout allows sufficient stability.
- Exhibitors may NOT fix branding, decoration, signage or graphics to their fascia boards (this excludes the name board which is part of the stand build and displays company name and stand number).
- Any damage will be charged to the exhibitor at full replacement cost.